

Ordered Dictionaries

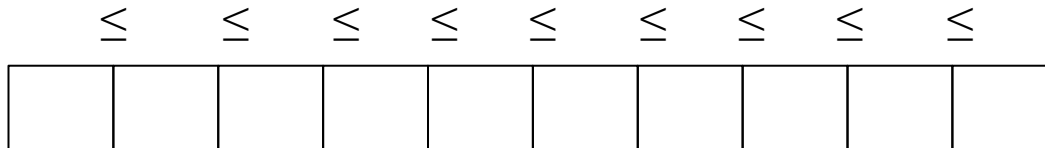


Ordered Dictionaries

- Keys are ordered
- Perform usual dictionary operations (`insertItem`, `removeItem`, `findElement`) and **maintain an order** relation for the keys
 - we use an external comparator for keys
- New operations:
 - `closestKeyBefore(k)`, `closestElemBefore(k)`
 - `closestKeyAfter(k)`, `closestElemAfter(k)`
- A special sentinel, `NO_SUCH_KEY`, is returned if no such item in the dictionary satisfies the query

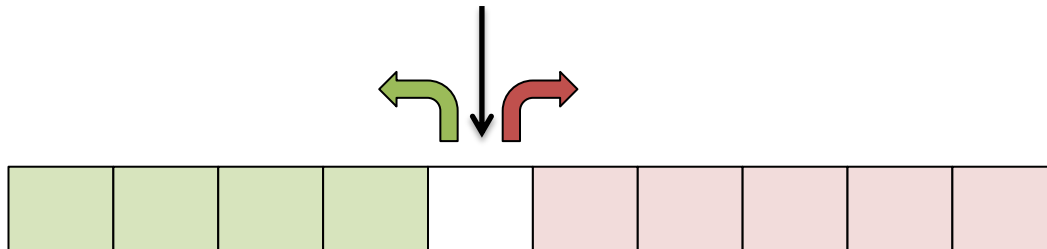
Binary Search

- Items are ordered in a sorted sequence
- Find an element k



Binary Search

- Items are ordered in a sorted sequence
- Find an element k
 - After checking a key j in the sequence, we can tell if item with key k will come before or after it



- Which item should we compare against first? The middle

Binary Search: Find $k = 52$

Algorithm BinarySearch($S, k, low, high$):

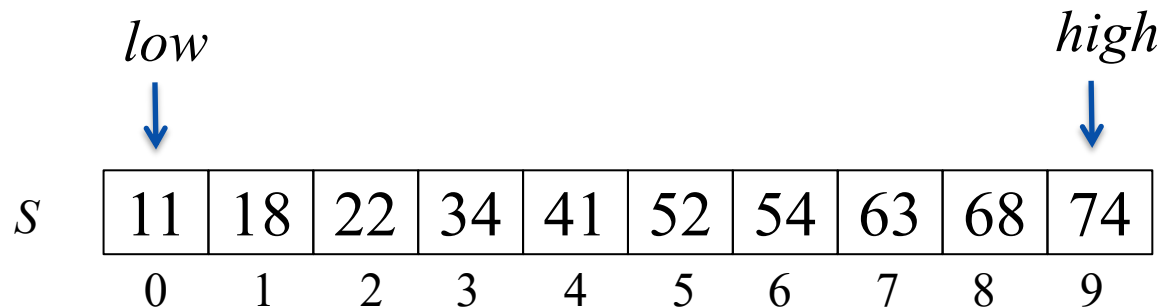
if $low > high$ **then return** NO_SUCH_KEY

$mid \leftarrow \lfloor (low + high) / 2 \rfloor$

if $key(mid) = k$ **then return** $elem(mid)$

if $key(mid) < k$ **then return** $BinarySearch(S, k, mid + 1, high)$

if $key(mid) > k$ **then return** $BinarySearch(S, k, low, mid - 1)$



Binary Search: Find $k = 52$

Algorithm BinarySearch($S, k, low, high$):

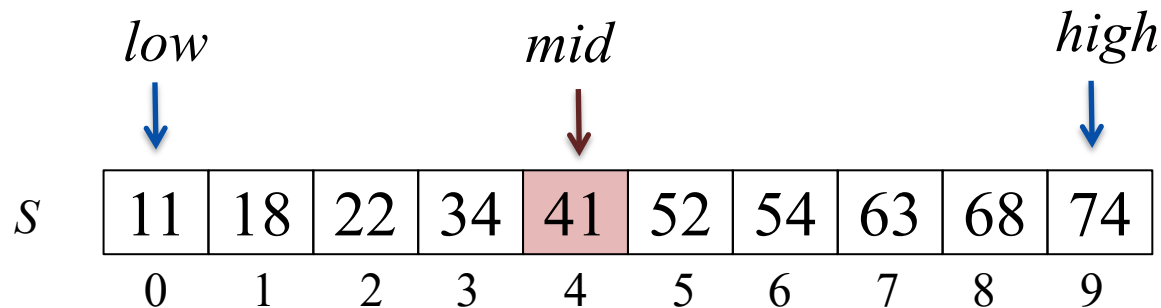
if $low > high$ **then return** NO_SUCH_KEY

$mid \leftarrow \lfloor (low + high) / 2 \rfloor$

if $key(mid) = k$ **then return** $elem(mid)$

if $key(mid) < k$ **then return** $BinarySearch(S, k, mid + 1, high)$

if $key(mid) > k$ **then return** $BinarySearch(S, k, low, mid - 1)$



Binary Search: Find $k = 52$

Algorithm BinarySearch($S, k, low, high$):

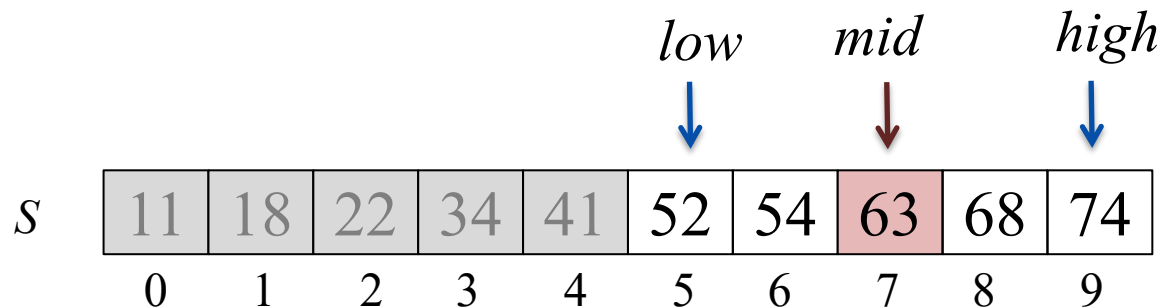
if $low > high$ **then return** *NO_SUCH_KEY*

$mid \leftarrow \lfloor (low + high) / 2 \rfloor$

if $key(mid) = k$ **then return** $elem(mid)$

if $key(mid) < k$ **then return** $BinarySearch(S, k, mid + 1, high)$

if $key(mid) > k$ **then return** $BinarySearch(S, k, low, mid - 1)$



Binary Search: Find $k = 52$

Algorithm BinarySearch($S, k, low, high$):

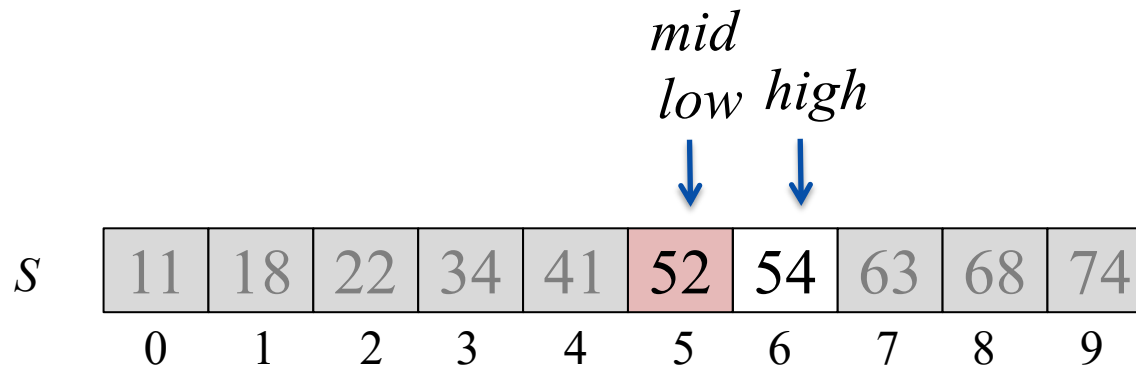
if $low > high$ **then return** NO_SUCH_KEY

$mid \leftarrow \lfloor (low + high) / 2 \rfloor$

if $key(mid) = k$ **then return** $elem(mid)$

if $key(mid) < k$ **then return** $BinarySearch(S, k, mid + 1, high)$

if $key(mid) > k$ **then return** $BinarySearch(S, k, low, mid - 1)$



Binary Search

Algorithm BinarySearch($S, k, low, high$):

if $low > high$ **then return** NO_SUCH_KEY

$mid \leftarrow \lfloor (low + high) / 2 \rfloor$

if $key(mid) = k$ **then return** $elem(mid)$

if $key(mid) < k$ **then return** $BinarySearch(S, k, mid + 1, high)$

if $key(mid) > k$ **then return** $BinarySearch(S, k, low, mid - 1)$

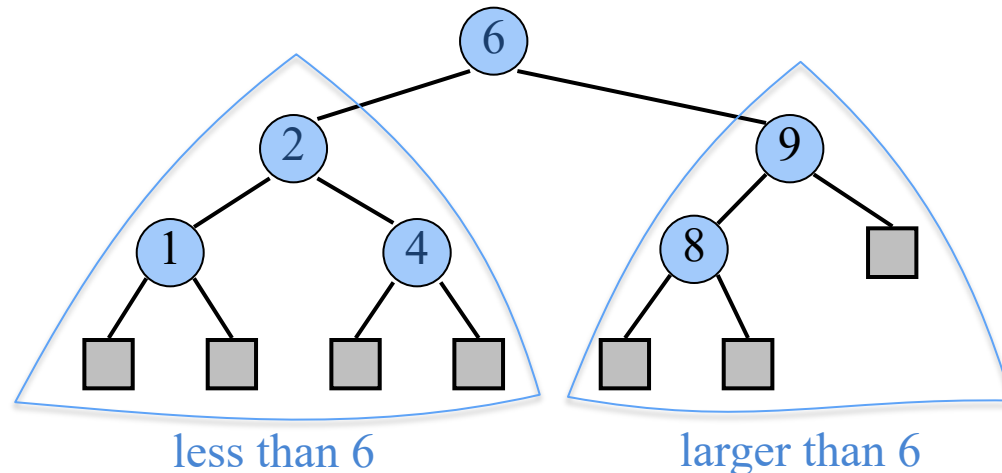
Each successive call to BinarySearch halves the input, so the running time is $O(\log n)$

Lookup Table

- A dictionary implemented by means of an **array-based** sequence which is sorted by key
 - why use an array-based sequence rather than a linked list?
- Performance:
 - **insertItem** takes $O(n)$ time to make room by shifting items
 - **removeItem** takes $O(n)$ time to compact by shifting items
 - **findElement** takes $O(\log n)$ time, using binary search
- Effective only for
 - small dictionaries, or
 - when searches are the most common operations, while insertions and removals are rarely performed

Binary Search Tree

- A **binary search tree** is a binary tree where each internal node stores a (key, element)-pair, and
 - each element in the **left subtree is smaller** than the root
 - each element in the **right subtree is larger** than the root
 - the left and right subtrees are binary search trees
- An inorder traversal visits items in ascending order

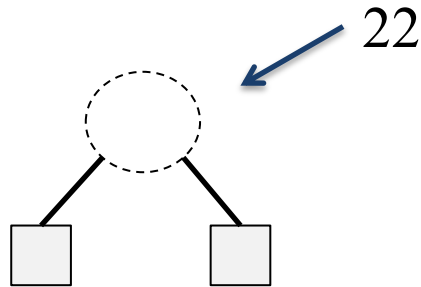


BST – Insert(k, v)

- Idea
 - find a free spot in the tree and add a node which stores that item (k, v)
- Strategy
 - start at root r
 - if $k < \text{key}(r)$, continue in left subtree
 - if $k > \text{key}(r)$, continue in right subtree
- Runtime is $O(h)$, where h is the height of the tree

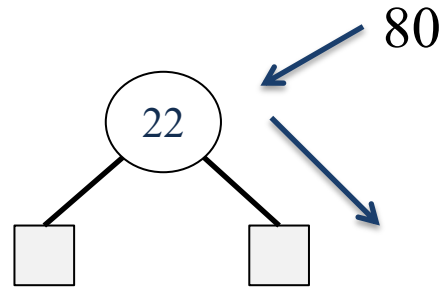
BST – Insert Example

Insert the numbers 22, 80, 18, 9, 90, 20.



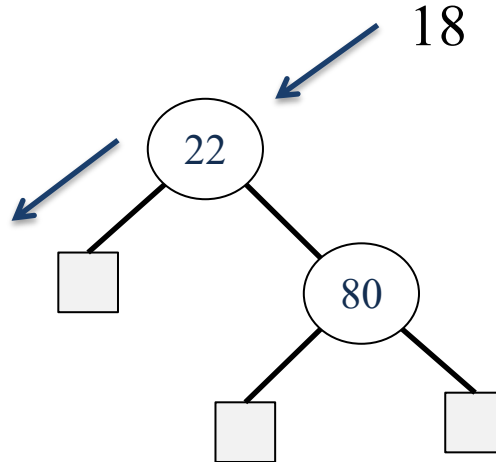
BST – Insert Example

Insert the numbers 22, 80, 18, 9, 90, 20.



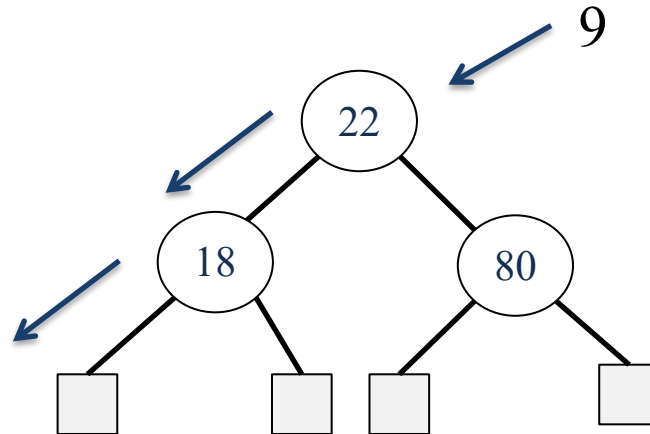
BST – Insert Example

Insert the numbers 22, 80, 18, 9, 90, 20.



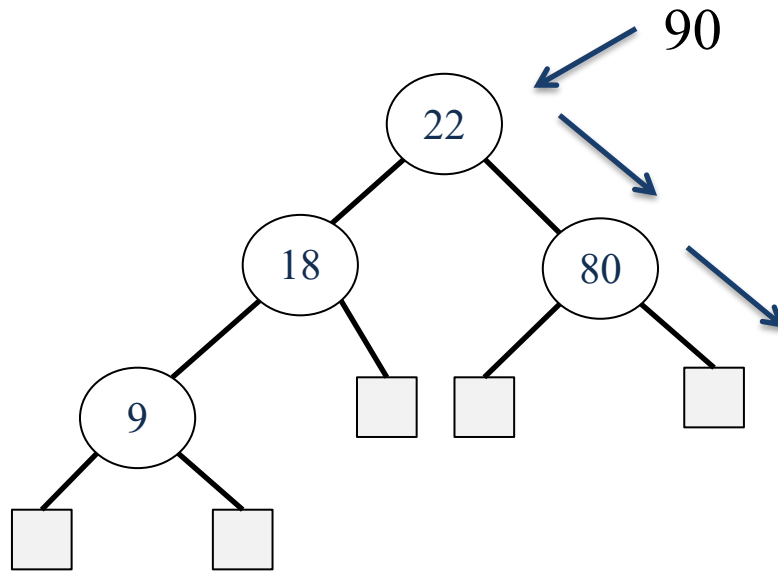
BST – Insert Example

Insert the numbers 22, 80, 18, 9, 90, 20.



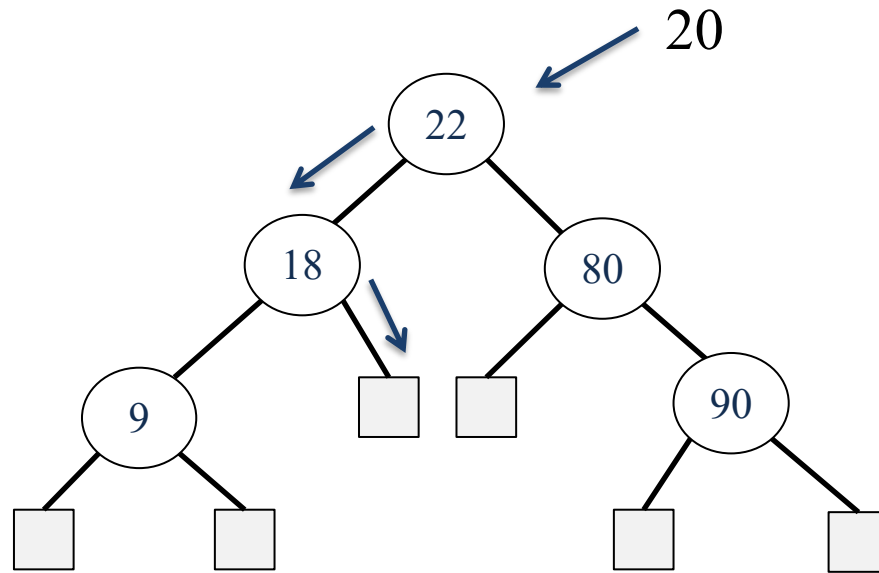
BST – Insert Example

Insert the numbers 22, 80, 18, 9, 90, 20.



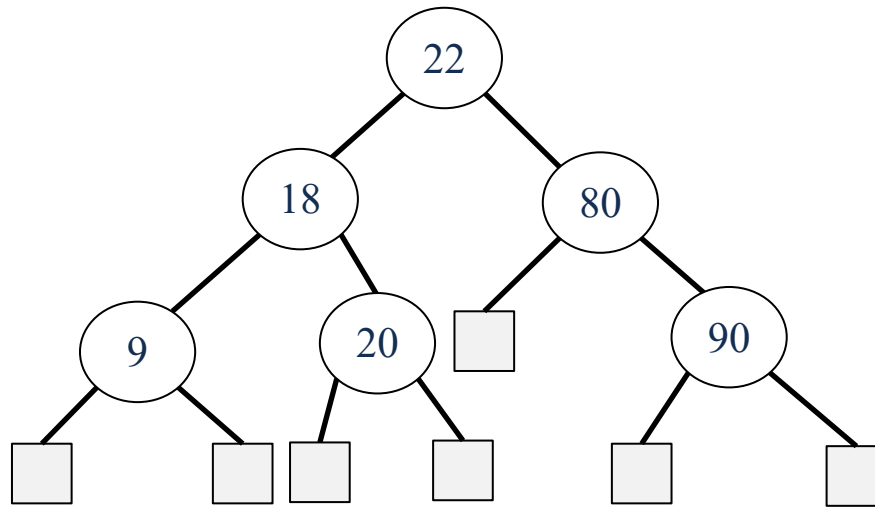
BST – Insert Example

Insert the numbers 22, 80, 18, 9, 90, 20.



BST – Insert Example

Insert the numbers 22, 80, 18, 9, 90, 20.

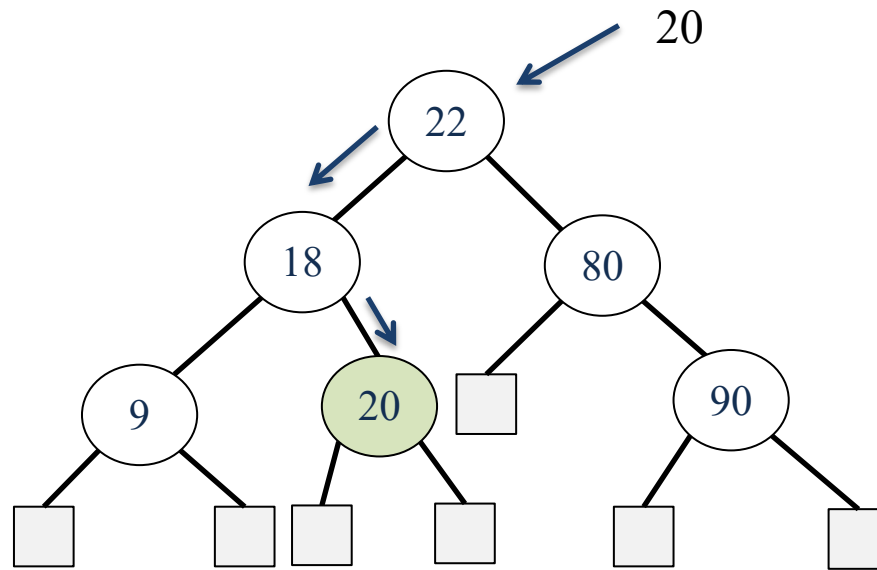


BST - Find

- Find the node with key k
- Strategy
 - start at root r
 - if $k = \text{key}(r)$, return r
 - if $k < \text{key}(r)$, continue in left subtree
 - if $k > \text{key}(r)$, continue in right subtree
- Runtime is $O(h)$, where h is the height of the tree

BST – Find Example

Find the number 20

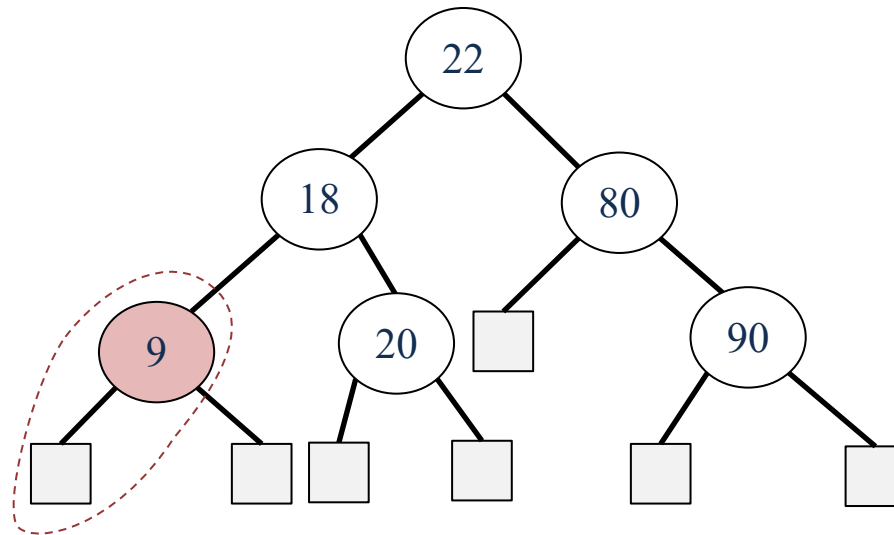


BST - Delete

- Delete the node with key k
- Strategy: let n be the position of $\text{FindElement}(k)$
 - Remove n without creating “holes” in the tree
 - Case 0: n has two children with external nodes
 - Case 1: n has a child which is an internal node
 - Case 2: n has two children with internal nodes
- Runtime is $O(h)$, where h is the height of the tree

BST – Delete Example

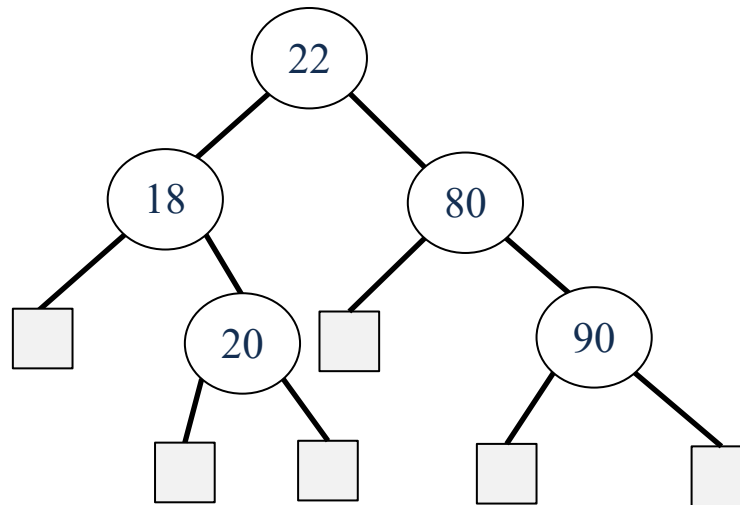
Case 0: n has two children which are external nodes



Delete 9

BST – Delete Example

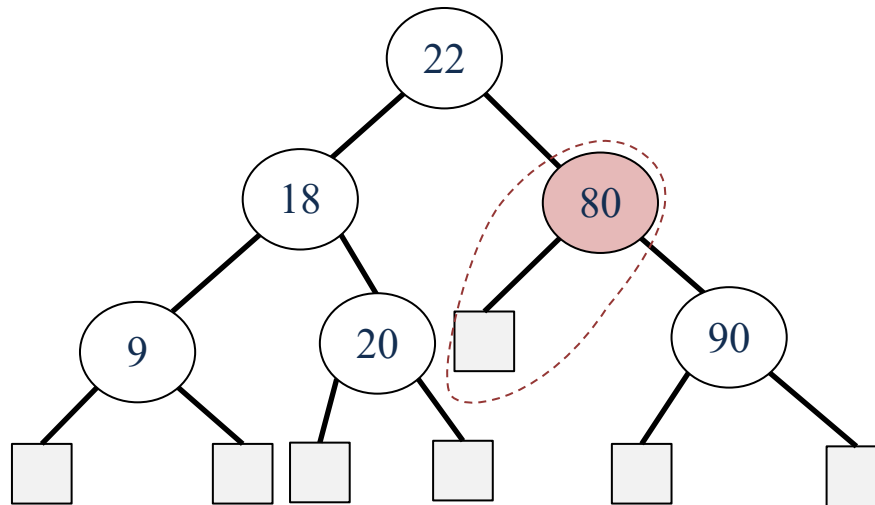
Case 0: n has two children which are external nodes



Delete 9

BST – Delete Example

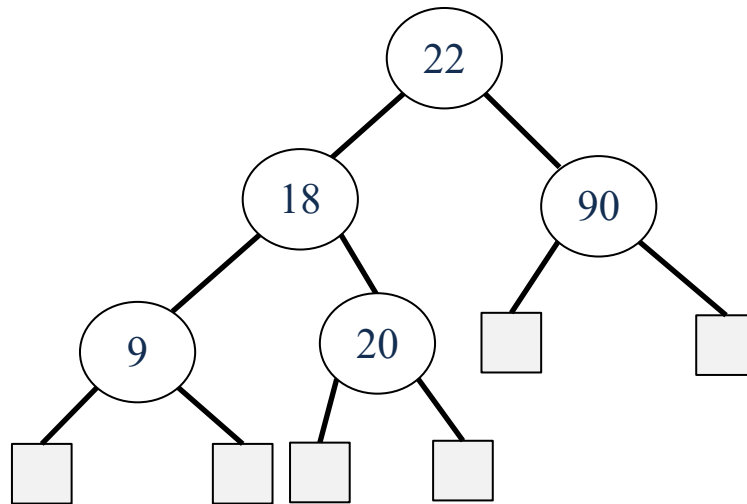
Case 1: n has a child which is an internal node



Delete 80

BST – Delete Example

Case 1: n has a child which is an internal node



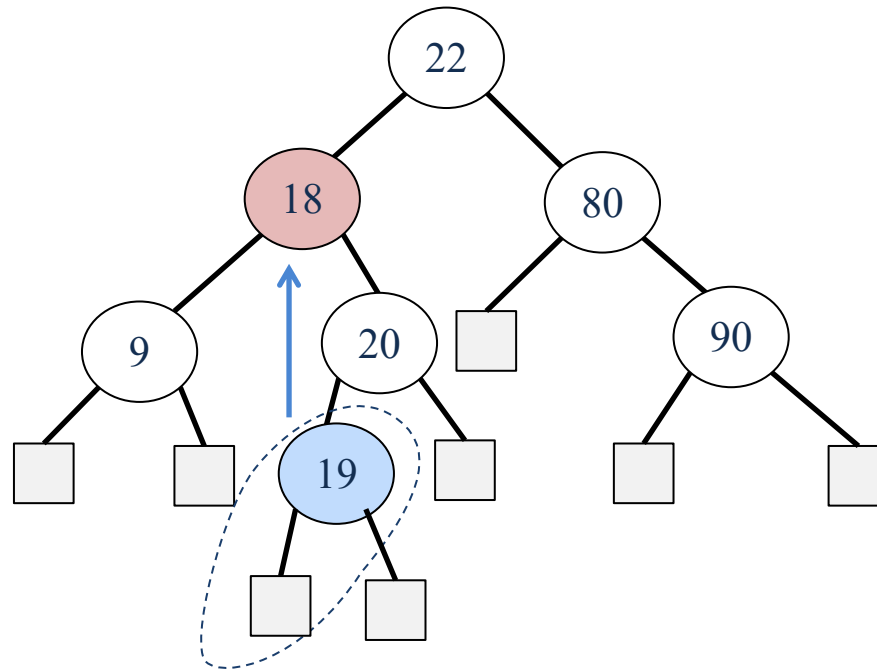
Delete 80

BST – Delete Example

Case 2: n has two children which are internal nodes

Find the first internal node m that follows n in an inorder traversal

Replace n with m



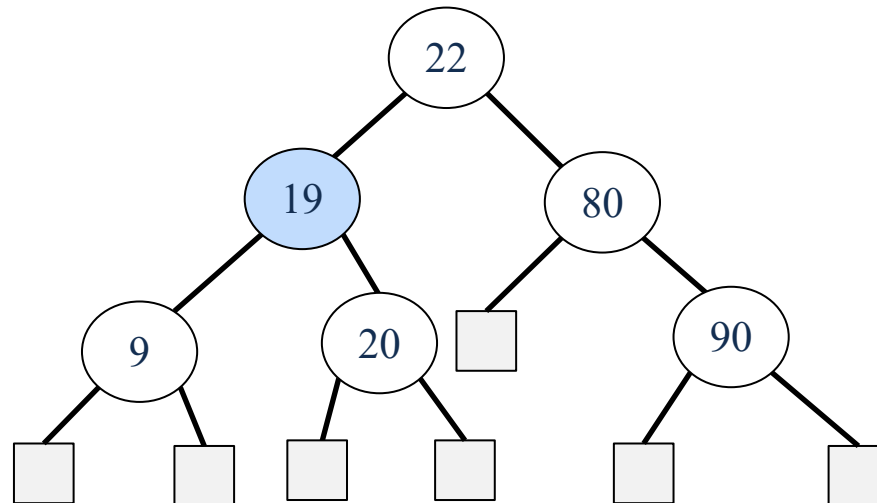
Delete 18

BST – Delete Example

Case 2: n has two children which are internal nodes

Find the first internal node m that follows n in an inorder traversal

Replace n with m



Delete 18

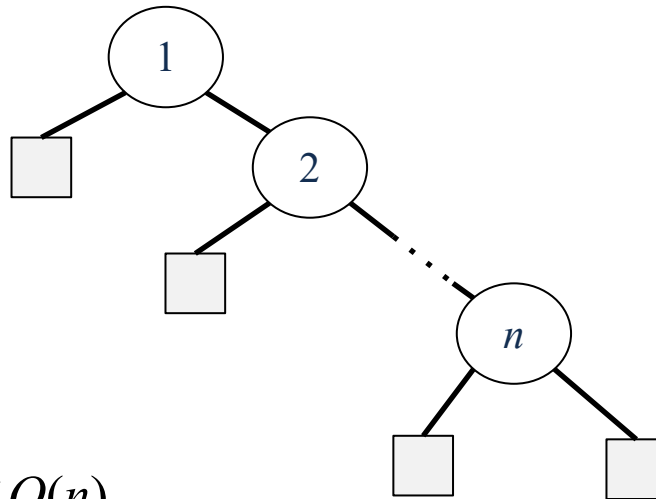
BST Performance

Space used is $O(n)$

Runtime of all operations is $O(h)$

- What is h in the worst case?

Consider inserting the sequence $1, 2, \dots, n-1, n$



Worst case height $h \in O(n)$.

- How do we keep the tree balanced?

Dictionary: Worst-case Comparison

	<u>Unordered</u>		<u>Ordered</u>		
	Log file	Hash table	Lookup table	Binary Search Tree	Balanced Trees
size, isEmpty	$O(1)$	$O(1)$	$O(1)$	$O(1)$	$O(1)$
keys, elements	$O(n)$	$O(n)$	$O(n)$	$O(n)$	$O(n)$
findElement	$O(n)$	$O(n)**$	$O(\log n)$	$O(h)$	$O(\log n)$
insertItem	$O(1)$	$O(n)**$	$O(n)$	$O(h)$	$O(\log n)$
removeElement	$O(n)$	$O(n)**$	$O(n)$	$O(h)$	$O(\log n)$
closestKey closestElem	$O(n)$	$O(n)$	$O(\log n)$	$O(h)$	$O(\log n)$

** Expected running time is $O(1)$

Other

- You are given two sorted integer arrays A and B such that no integer is contained twice in the same array. A and B are nearly identical. However, B is missing exactly one number. Find the missing number in B .
- You are given a sorted array A of distinct integers. Determine whether there exists an index i such that $A[i] = i$.