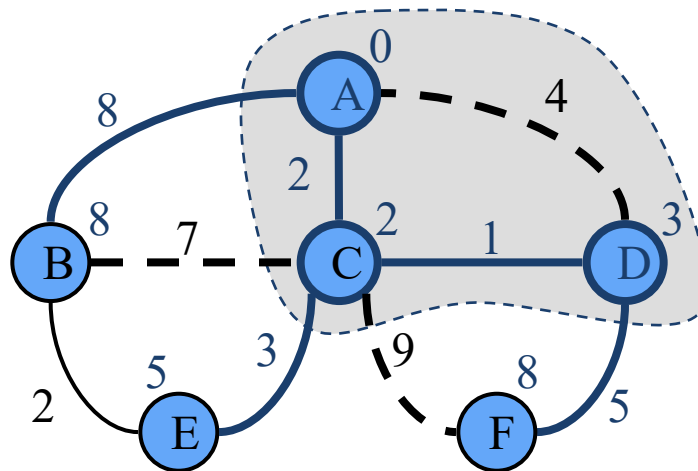


Shortest Paths

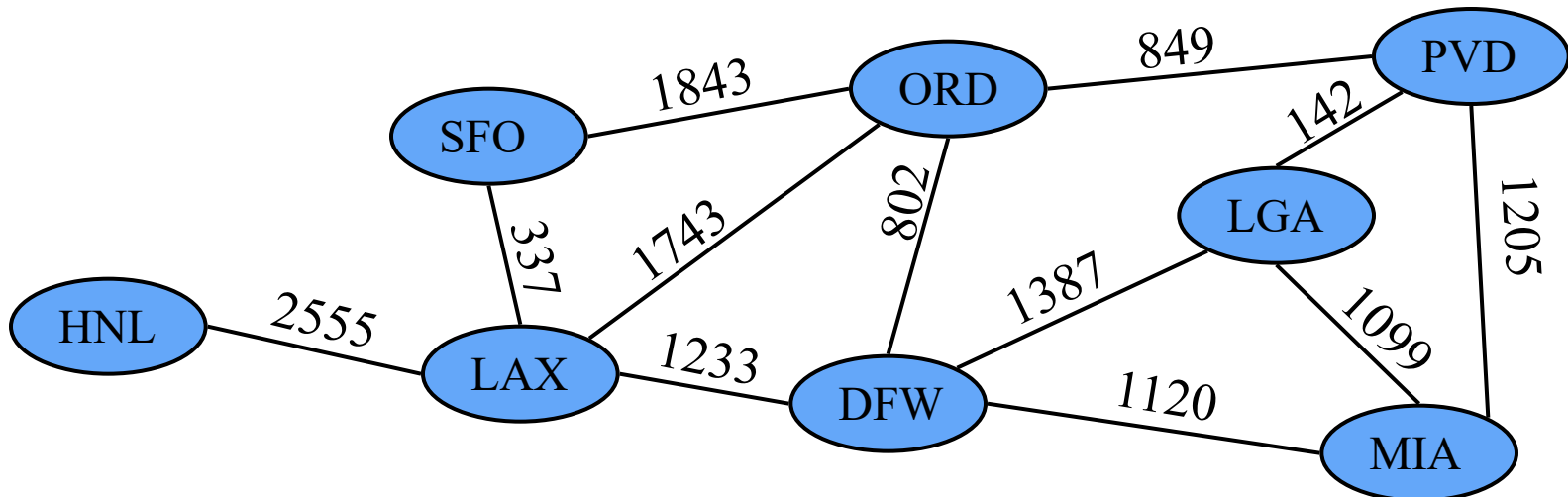


Outline and Reading

- Weighted graphs (7.1)
 - Shortest path problem
 - Shortest path properties
- Dijkstra's algorithm (7.1.1)
 - Algorithm
 - Edge relaxation
- The Bellman-Ford algorithm (7.1.2)
- Shortest paths in DAGs (7.1.3)
- All-pairs shortest paths (7.2.1)

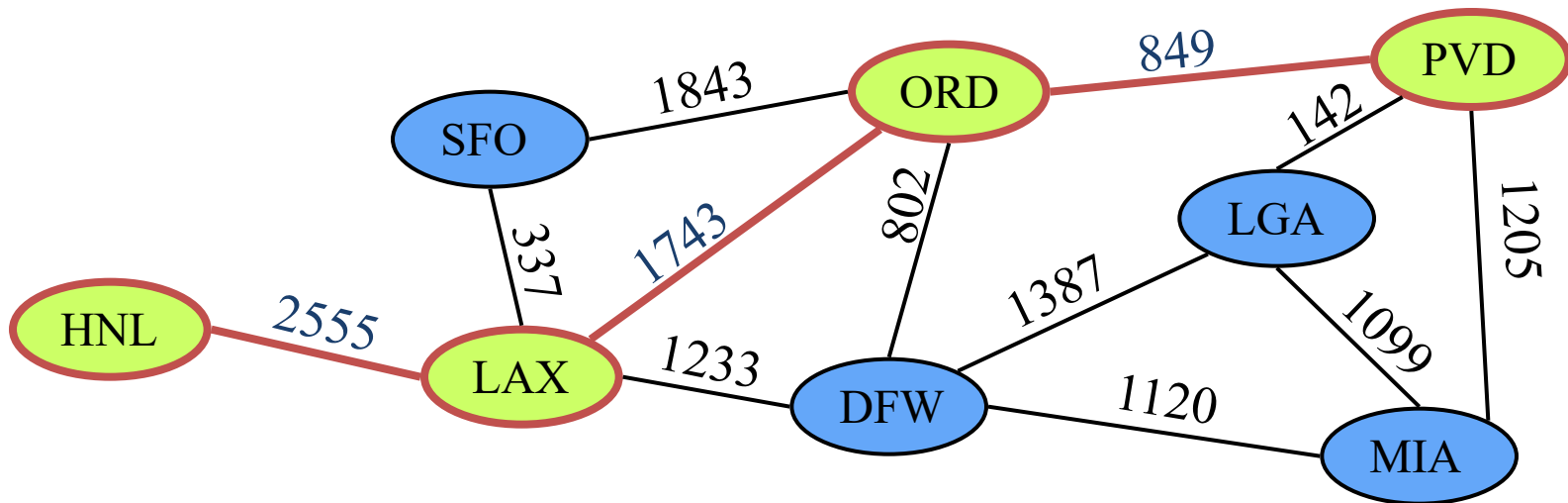
Weighted Graphs

- In a weighted graph, each edge has an associated numerical value, called the **weight** of the edge
- Edge weights may represent, distances, costs, etc.
- Example:
 - In a flight route graph, the weight of an edge represents the distance in miles between the endpoint airports



Shortest Path Problem

- Given a weighted graph and two vertices u and v , we want to find a **path of minimum total weight** between u and v .
 - Length of a path is the sum of the weights of its edges
- Example: shortest path between Providence and Honolulu
- Applications
 - Internet packet routing
 - Flight reservations
 - Driving directions

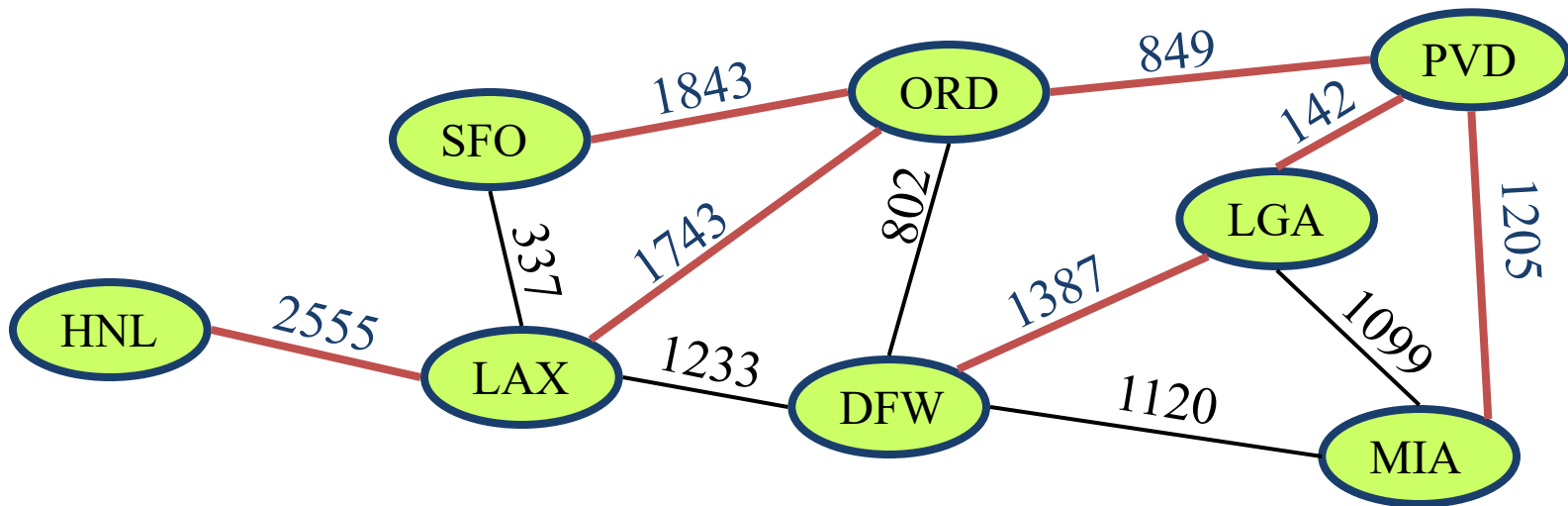


Shortest Path Problem

Property 1. A subpath of a shortest path is itself a shortest path.

Property 2. There is a tree of shortest paths from a start vertex to all other vertices.

- Example: tree of shortest paths from Providence



Dijkstra's Algorithm

The distance of vertex v from s is the length of a shortest path between s and v .

Dijkstra's algorithm computes the distances of all the vertices from a given start vertex s .

- Assumptions:
 - the graph is connected
 - the edge weights are **nonnegative**

Idea:

- Grow a “**cloud**” of vertices, beginning with s and eventually covering all vertices
- Store with each vertex v a label $d(v)$ representing the distance of v from s in the subgraph consisting of the cloud and its adjacent vertices
- At each step
 - Add to the cloud the vertex u outside the cloud with the smallest distance label, $d(u)$
 - Update the labels of the vertices adjacent to u

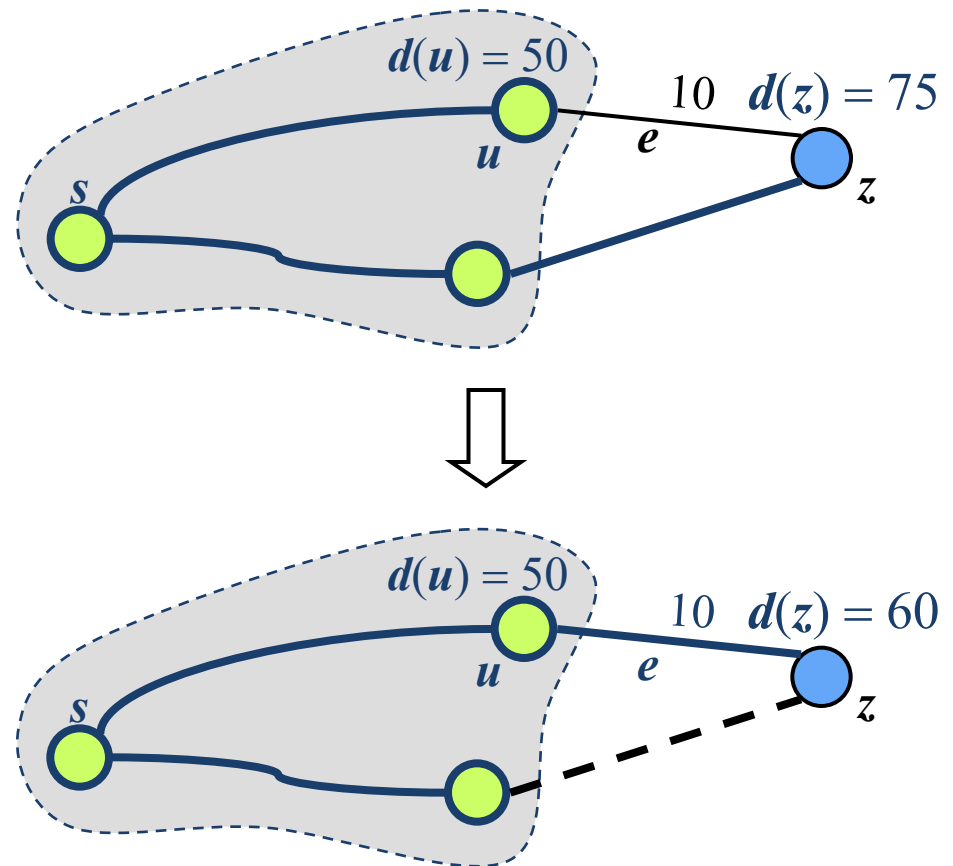
Edge Relaxation

Consider an edge $e = (u, z)$ such that

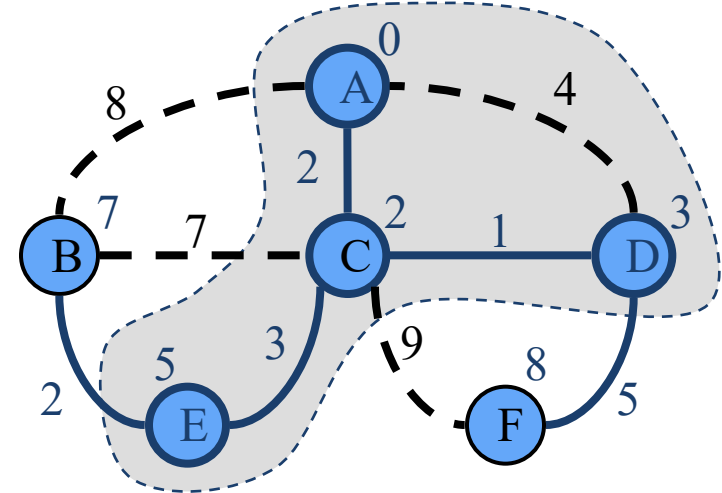
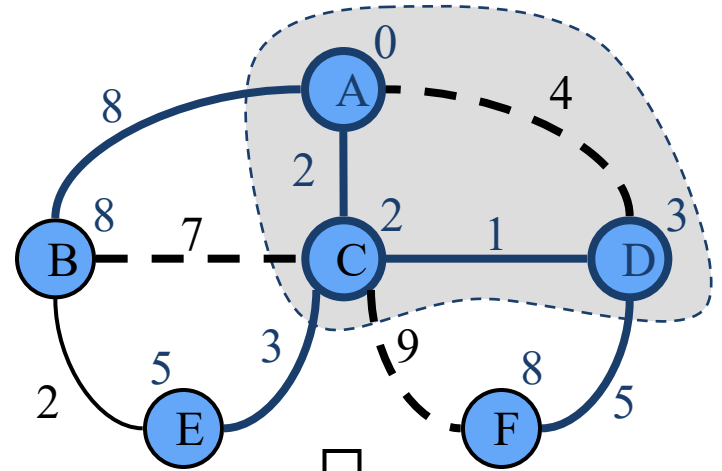
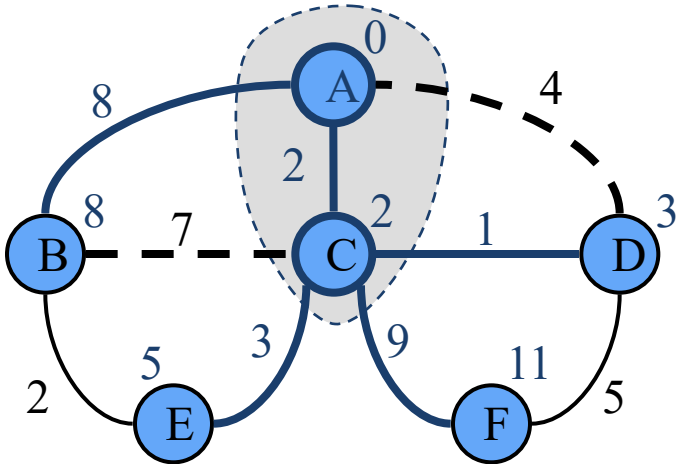
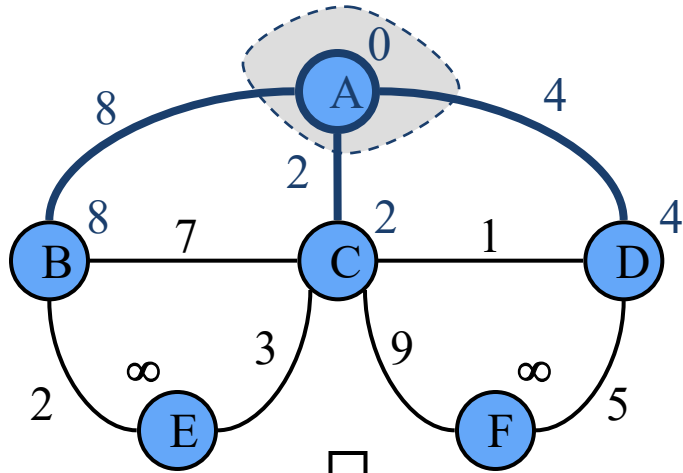
- u is the vertex most recently added to the cloud
- z is not in the cloud

The **relaxation** of edge e updates distance $d(z)$ as follows:

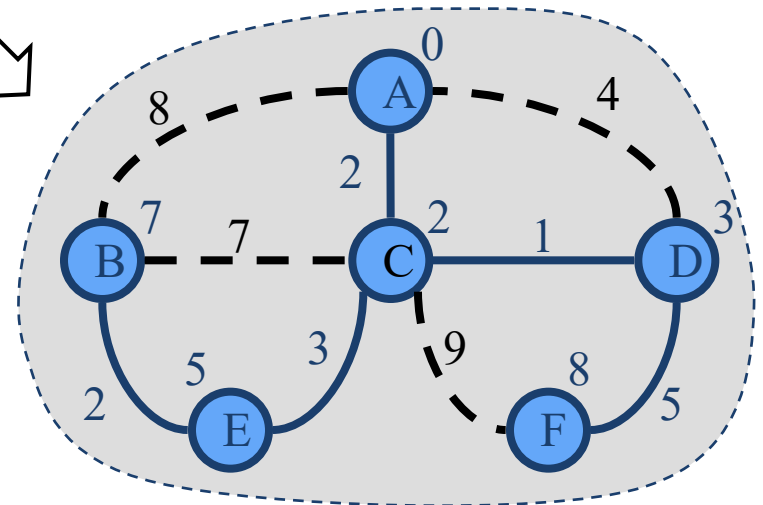
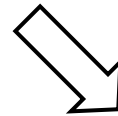
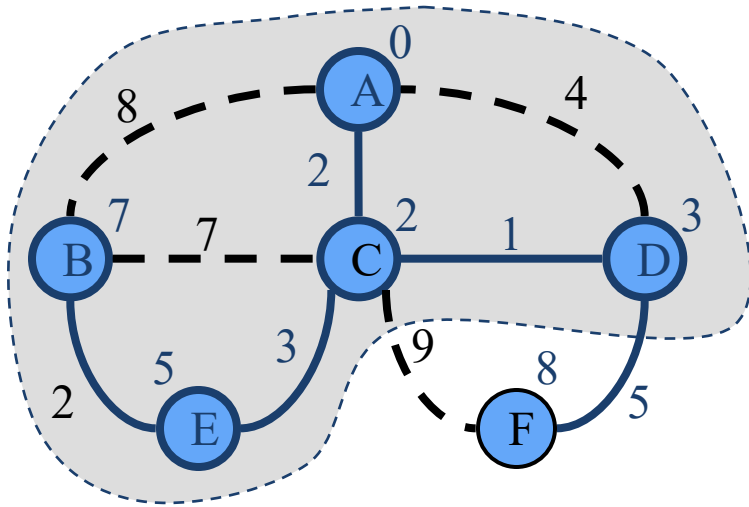
$$d(z) \leftarrow \min \{d(z), d(u) + \text{weight}(e)\}$$



Example



Example (cont.)



Dijkstra's Algorithm

A **priority queue** stores the vertices outside the cloud

- Key: distance
- Element: vertex

Locator-based methods

- *insert(k,e)* returns a locator
- *replaceKey(l,k)* changes the key of an item

We store two labels with each vertex:

- Distance ($d(v)$ label)
- locator in priority queue

Algorithm *DijkstraDistances*(G, s)

```
1  $Q \leftarrow$  new heap-based priority queue
2 for all  $v \in G.vertices()$ 
3   if  $v = s$ 
4     setDistance( $v, 0$ )
5   else
6     setDistance( $v, \infty$ )
7    $l \leftarrow Q.insert(getDistance(v), v)$ 
8   setLocator( $v, l$ )
9 while  $\neg Q.isEmpty()$ 
10   $u \leftarrow Q.removeMin()$ 
11  for all  $e \in G.incidentEdges(u)$ 
12    { relax edge  $e$  }
13     $z \leftarrow G.opposite(u, e)$ 
14     $r \leftarrow getDistance(u) + weight(e)$ 
15    if  $r < getDistance(z)$ 
16      setDistance( $z, r$ )
17       $Q.replaceKey(getLocator(z), r)$ 
```

Analysis

- Graph operations
 - Method `incidentEdges` is called once for each vertex
- Label operations
 - We set/get the distance and locator labels of vertex z $O(\deg(z))$ times
 - Setting/getting a label takes $O(1)$ time
- Priority queue operations
 - Each vertex is inserted once into and removed once from the priority queue, where each insertion or removal takes $O(\log n)$ time
 - The key of a vertex in the priority queue is modified at most $\deg(w)$ times, where each key change takes $O(\log n)$ time
- Dijkstra's algorithm runs in $O((n + m) \log n)$ time provided the graph is represented by the adjacency list structure
 - Recall that $\sum_v \deg(v) = 2m$
- The running time can also be expressed as $O(m \log n)$ since the graph is connected.

Extension

Using the template method pattern, we can extend Dijkstra's algorithm to **return a tree of shortest paths from the start vertex to all other vertices**

- Store with each vertex a third label:
 - parent edge in the shortest path tree
- In the edge relaxation step, update the parent label

Algorithm *DijkstraShortestPathsTree*(G, s)

...

for all $v \in G.vertices()$

...

setParent(v, \emptyset)

...

for all $e \in G.incidentEdges(u)$

{ relax edge e }

$z \leftarrow G.opposite(u, e)$

$r \leftarrow getDistance(u) + weight(e)$

if $r < getDistance(z)$

setDistance(z, r)

setParent(z, e)

Q.replaceKey(*getLocator*(z), r)

Why Dijkstra's Algorithm Works

Dijkstra's algorithm is based on the greedy method. It adds vertices by increasing distance.

Claim: Whenever a vertex u is pulled into the cloud, $D[u] = d(v, u)$.

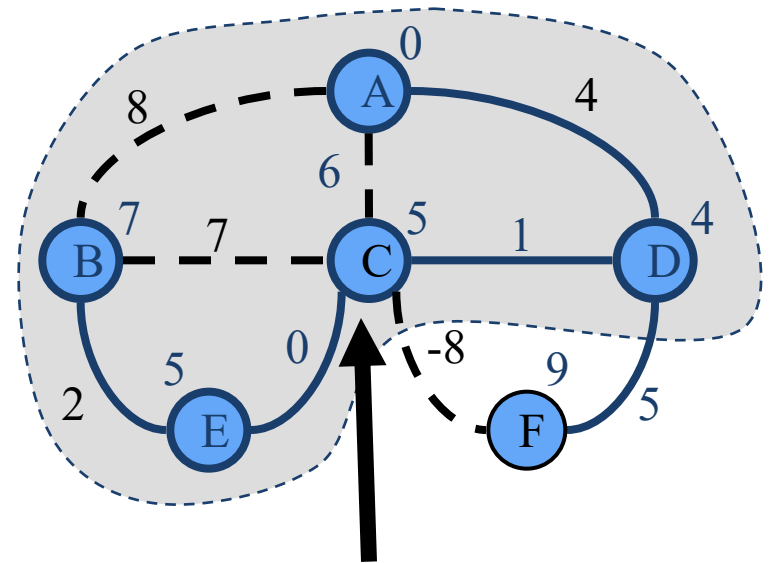
Outline of Proof (by contradiction):

- Suppose u is the **first** vertex such that $D[u] > d(v, u)$.
- Let z be the first vertex on the shortest v - u path P which hasn't been pulled into the cloud yet, and let y be the vertex before z on P .
 - Then, $D[z] = d(v, z)$.
 - Since z is on shortest v - u path, $d(v, z) + d(z, u) = d(v, u)$.
 - Since u is processed before z , $D[u] \leq D[z]$.
- $D[u] \leq D[z] = d(v, z) \leq d(v, z) + d(z, u) = d(v, u)$, a contradiction.

Why It Doesn't Work for Negative-Weight Edges

Dijkstra's algorithm is based on the greedy method. It adds vertices by increasing distance.

- If a node with a negative incident edge were to be added late to the cloud, it could mess up distances for vertices already in the cloud.
- This violates the greedy property.



$d(A, C) \leq 1$, but it is already in the cloud with $d(C)=5$!

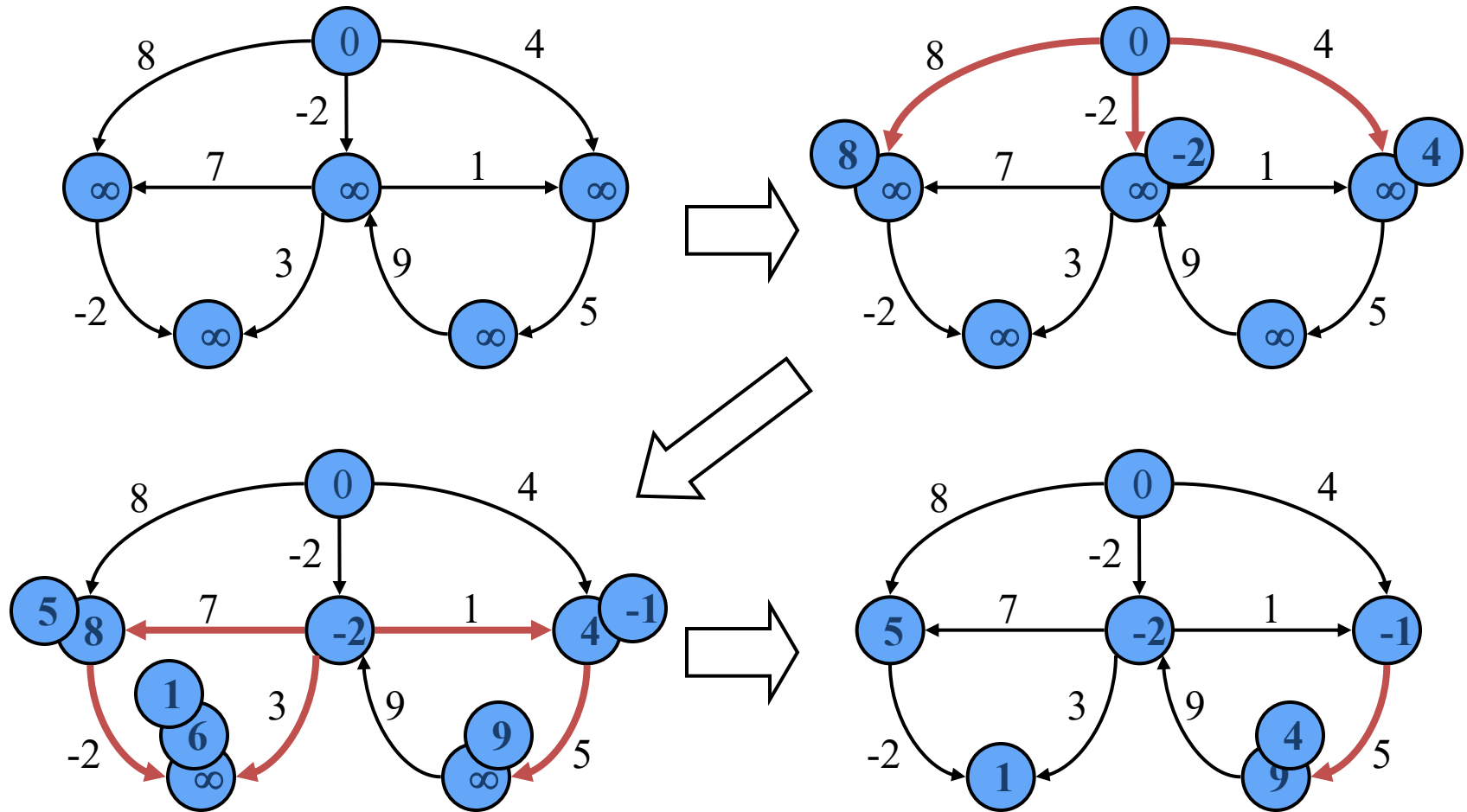
Bellman-Ford Algorithm

- Works even with negative-weight edges
- Must assume **directed edges** (otherwise we would have negative-weight cycles)
- Iteration i finds all **shortest paths that use i edges** beginning at s
- Running time: $O(nm)$.
- Can be extended to detect a negative-weight cycle if it exists
 - How?

```
Algorithm BellmanFord( $G, s$ )  
  for all  $v \in G.vertices()$   
    if  $v = s$   
      setDistance( $v, 0$ )  
    else  
      setDistance( $v, \infty$ )  
  for  $i \leftarrow 1$  to  $n-1$  do  
    for each (directed) edge  $e=(u,z) \in G.edges()$   
      { relax edge  $e$  }  
       $r \leftarrow getDistance(u) + weight(e)$   
      if  $r < getDistance(z)$   
        setDistance( $z,r$ )
```

Bellman-Ford Example

Nodes are labeled with their $d(v)$ values



DAG-based Algorithm

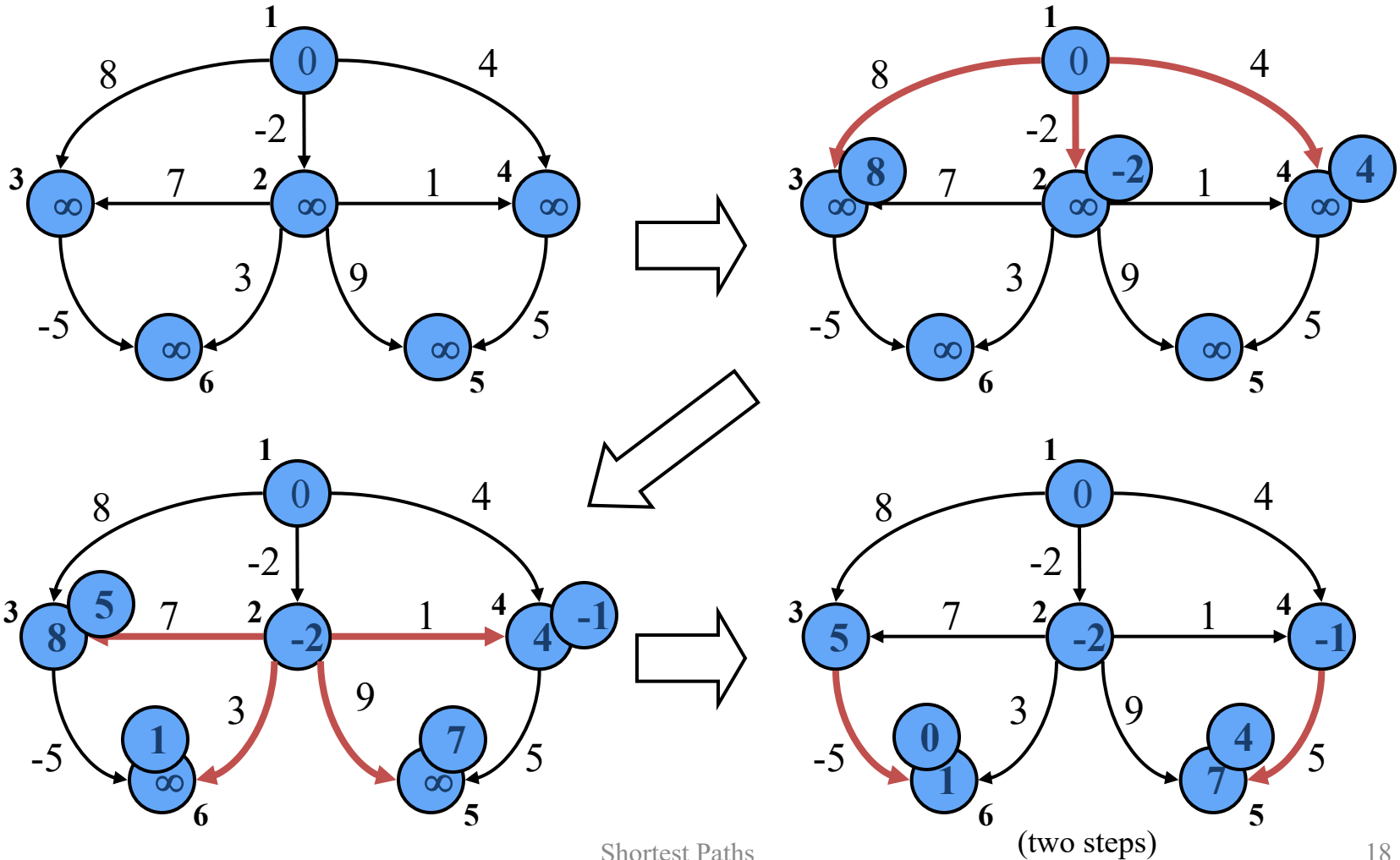
- Assumes G is a DAG
- Works even with negative-weight edges
- Uses topological order
- Much faster than Dijkstra's algorithm

- Running time: $O(n+m)$.

```
Algorithm DagDistances( $G, s$ )  
  for all  $v \in G.vertices()$   
    if  $v = s$   
      setDistance( $v, 0$ )  
    else  
      setDistance( $v, \infty$ )  
  Perform a topological sort of the vertices  
  for  $u \leftarrow 1$  to  $n$  do {in topological order}  
    for each directed edge  $e=(u,z) \in G.edges()$   
      { relax edge  $e$  }  
       $r \leftarrow getDistance(u) + weight(e)$   
      if  $r < getDistance(z)$   
        setDistance( $z,r$ )
```

DAG Example

Nodes are labeled with their $d(v)$ values



Shortest Paths

(two steps)

All-Pairs Shortest Paths

Find the distance between every pair of vertices in a weighted directed graph G .

- We can make n calls to Dijkstra's algorithm (if no negative edges), which takes $O(nm \log n)$ time.
- Likewise, n calls to Bellman-Ford would take $O(n^2m)$ time.

We can achieve $O(n^3)$ time using the Floyd-Warshall dynamic programming algorithm.

```

Algorithm AllPair( $G$ ) {assumes vertices  $1, \dots, n$ }
  for all vertex pairs  $(i, j)$ 
    if  $i = j$ 
       $D_0[i, i] \leftarrow 0$ 
    else if  $(i, j)$  is an edge in  $G$ 
       $D_0[i, j] \leftarrow \text{weight of edge } (i, j)$ 
    else
       $D_0[i, j] \leftarrow +\infty$ 
  for  $k \leftarrow 1$  to  $n$  do
    for  $i \leftarrow 1$  to  $n$  do
      for  $j \leftarrow 1$  to  $n$  do
         $D_k[i, j] \leftarrow \min\{ D_{k-1}[i, j], D_{k-1}[i, k] + D_{k-1}[k, j] \}$ 
  return  $D_n$ 
  
```

